



**BA PUMPS &
SPRAYERS**



LS Series

BUILT TO PERFORM




**BUILT STRONG,
DESIGNED TO PERFORM**


bagrouppaustralia.com.au

Over 30 years of spraying innovation

All our sprayers are designed inhouse and manufactured from the ground up in Cambridge, New Zealand and Geelong, Australia. We believe our continued dedication to manufacturing locally, along with a focus on quality, strength and innovation guarantees our customers value for money and a sprayer that exceeds their expectations for years to come.



Integrated 10L hand wash tank for user safety




Clear tank gauge for easy operator viewing from tractor cab



Dual spray boom pressure filters, 50 and 100 mesh to eliminate individual nozzle strainers and blocked nozzles



Smart Flush 105 litre on board flush tank



Rota-Mix 30, chemical induction hopper with container rinse function. Easy access controls at a safe working height



BA control station for spray/flush tank selection or chemical induction tank drain



Large capacity main suction filter. Camlock capped main drain, bottom entry fill point



Bertolini POLY2136 pump specifically suited for weed control and liquid fertiliser treatment



100 x 75 and 75 x 75 RHS CAT2 frame, HD double 3PTL plates, strongest in its class. BA designed 'Strong Link' ties the front and rear frame together for superior strength

LS BOOM OPTIONS CHOOSE THE RIGHT MODEL FOR THE JOB

K-SERIES SEMI-HYDRAULIC FOLD SPRAY BOOMS

10 or 12m options

The K-Series semi-hydraulic spray booms are designed for the farmer, market gardener, and horticulturist. These booms have all the features: quality steel construction with galvanised finish, independent hydraulic folding sections with manual outer fold sections which double as breakaways.

Stainless steel liquid tubes



TeeJet precision low drift nozzles



TeeJet non-drip nozzle bodies



Drain caps on liquid tubes for easy cleaning and frost protection



Solid construction with galvanised finish



Left and right independent wing lift



Spring loaded breakaways for boom protection and longevity



500mm or 381mm nozzle spacings provides options for standard, maize, or row crop spraying



LS BOOM OPTIONS CHOOSE THE RIGHT MODEL FOR THE JOB

SUPER X-2 FULLY-HYDRAULIC FOLD SPRAY BOOMS

12, 15 or 18m options



The Super X-2 fully-hydraulic spray booms are designed for demanding and tough terrain. A deep centre section and self-levelling geometry provides added strength and smooth operation in the field. Inner section pivots utilise bearings for longevity alongside outer section auto-reloading breakaways that breakaway forward and aft. Super X-2 booms have full nozzle protection as part of the design, not an afterthought. Available in standard 12 and 15m boom lengths, an 18m option is also available to suit a variety of spraying requirements.

Full protected nozzles

Can be plumbed for 3, 5 or 9 sections, ideal for auto boom section control

TeeJet precision low drift nozzles

Drain caps on liquid tubes for easy cleaning and frost protection



Self-levelling centre section with easy lock and unlock pin

Deep centre section allows triangulated arm bracing to eliminate arm flex

Main boom arm pivots on greasable bearings

Self-returning break-away that breaks forward and aft increasing usability and efficiency for operator






BOOM LIFT MAST

BA have designed a robust 1200mm hydraulic lift to suit booms up to 16 metres. Supplied with hydraulic ram, hose and coupler.



ROLLER LIFT MAST WITH INTEGRATED SUSPENSION

BA's new boomlift mast runs smoothly on nylon rollers with 'boom yaw' compensation built into the uprights, while the integrated dual air bag suspension ensures a smooth ride.



AIRBAG SUSPENSION

Dual Airbag boom suspension for increased boom stability and extended life of the boom.



AUTORATE CONTROL

The TeeJet AutoRate compensates for speed variations to maintain a constant application rate. This reduces under and over spraying, saving sprayed product (not always chemicals). TeeJet's large display shows application rate, volume sprayed, system pressure, sprayer speed and area covered.



GPS UNITS

Work faster and easier with our range of TeeJet Matrix and Hexagon Ti Series GPS units.



BERTOLINI OR TEEJET SECTION VALVES

Allows the operator to individually shut off 5, 7 or 9 sections. Automatic boom section control compatible.



ISOBUS MODULE

The Isobus Module is a multi-platform auto rate spray controller designed to interface directly with the tractor's existing Virtual Terminal via the ISOBUS plug.



POLY2180 PUMP

Bertolini POLY pumps are specifically suited for weed control and liquid fertiliser treatment.



ARAG FOAM MARKER

Foam marker is supplied in a convenient kit consisting of compressor, concentrate tank, mounting brackets, switch box, wiring loom, and hose kit to suit up to 18 metre booms.



DIAPHRAGM PUMP HYDRAULIC DRIVE

Hydraulic drive motor with a constant speed valve which maintains the motor speed of 540 RPM. Kit includes hydraulic motor, bell housing and coupling, C5 valve, 3M hydraulic hoses and QR couplings.



FENCELINE NOZZLE

TeeJet XP Boomjet Fenceline Nozzle with Solenoid and in-cab switch allows fence lines to be easily sprayed with up to 3 metres of coverage.



X2 WINGLIFT

Offers the ability to 'wing lift' entire left or right boom arms. Independent rams on outer sections increase usability with the option of 'tip fold' when required.

LS MODEL SPECIFICATIONS

	LS1000-2136-12X2	LS1300-2136-12X2	LS1000-2136-15X2	LS1300-2136-15X2	LS1000-2136-12H	LS1300-2136-12H
Galvanised 3PTL frame	✓	✓	✓	✓	✓	✓
1000L Main Tank	✓	-	✓	-	✓	-
1300L Main Tank	-	✓	-	✓	-	✓
Smart-Flush 105L Flush Tank	✓	✓	✓	✓	✓	✓
10L Handwash Tank	✓	✓	✓	✓	✓	✓
Venturi tank agitation	✓	✓	✓	✓	✓	✓
Rota-Mix 30 Chemical Induction Hopper with container rinse nozzle	✓	✓	✓	✓	✓	✓
Bertolini POLY2136 liquid fertiliser ready pump, 126lpm 15BAR	✓	✓	✓	✓	✓	✓
Bertolini POLY2180 liquid fertiliser ready pump, 165lpm 15BAR	Optional	Optional	Optional	Optional	Optional	Optional
Hydraulically driven pump	Optional	Optional	Optional	Optional	Optional	Optional
3 section in-cab electric control with pressure gauge	✓	✓	✓	✓	✓	✓
Autorate controller, 3, 5, 7 or 9 section	Optional	Optional	Optional	Optional	Optional	Optional
GPS Guidance	Optional	Optional	Optional	Optional	Optional	Optional
Auto Boom Section Control	Optional	Optional	Optional	Optional	Optional	Optional
Super X-2 hydraulic fold spray boom	12 metre	12 metre	15 metre	15 metre	-	-
K Series semi-hydraulic fold boom	-	-	-	-	12 metre	12 metre
Super X-2 self levelling centre section	✓	✓	✓	✓	-	-
TeeJet AIXR Nozzles	✓	✓	✓	✓	✓	✓
Multiple nozzle bodies (3, 4 or 5 spray positions)	Optional	Optional	Optional	Optional	Optional	Optional
Dual airbag boom suspension	Optional	Optional	Optional	Optional	Optional	Optional
Hydraulic verticle boom lift, 1200mm stroke	Optional	Optional	Optional	Optional	Optional	Optional
Full wing lift for Super X-2 boom	Optional	Optional	Optional	Optional	-	-
Weight	709kg	719kg	735kg	745kg	622kg	622kg
Dimensions (L x W x H)	158 x 233 x 271	158 x 233 x 271	158 x 233 x 310	158 x 233 x 310	158 x 233 x 271	158 x 233 x 271

CONTACT US

Authorised Dealer: